


Bow Valley Regional Transit Services Commission

2022-2031 Approved Capital Budget

2022-2031 Capital Budget Summary

	2022	2023	2024	2025	2026	2027	2028	2029	2030	2031
Banff										
Opening Deferred Capital Contribution Balance	\$ 1,267,661	\$ 1,796,276	\$ 2,394,852	\$ 2,829,322	\$ 3,417,171	\$ 2,882,383	\$ 3,107,131	\$ 2,252,875	\$ 2,688,354	\$ 2,888,921
Anticipated Grant Funding	-	-	-	-	971,600	-	-	-	-	-
Municipal Contribution to New Assets	-	-	-	-	-	-	-	-	-	-
Banff Capital Requisition										
Banff Local Capital Replacement	537,200	545,200	553,400	561,600	570,000	578,600	587,200	596,000	605,000	614,000
Canmore / Banff Regional Capital Replacement	61,900	62,900	63,800	64,700	65,700	66,700	67,700	68,700	69,700	70,700
Commission Capital Replacement	37,400	37,600	37,900	38,300	38,700	39,100	39,400	39,800	40,200	40,600
Total Banff Capital Requisition	636,500	645,700	655,100	664,600	674,400	684,400	694,300	704,500	714,900	725,300
Capital Projects										
Banff New Capital Assets	-	-	-	-	-	-	-	-	-	-
Banff Local Capital Replacement	(32,841)	(24,162)	(71,527)	(1,000)	(2,080,494)	(390,558)	(1,531,390)	(252,631)	(155,862)	(257,460)
Canmore / Banff Regional Capital Replacement	(51,711)	(5,886)	(11,434)	(36,570)	(84,987)	(44,235)	(500)	(6,390)	(348,471)	(46,918)
Commission Capital Replacement	(23,333)	(17,076)	(137,669)	(39,180)	(15,307)	(24,859)	(16,667)	(10,000)	(10,000)	(10,000)
Total Capital Projects	(107,885)	(47,124)	(220,631)	(76,750)	(2,180,788)	(459,652)	(1,548,556)	(269,021)	(514,333)	(314,378)
Closing Deferred Capital Contribution Balance	\$ 1,796,276	\$ 2,394,852	\$ 2,829,322	\$ 3,417,171	\$ 2,882,383	\$ 3,107,131	\$ 2,252,875	\$ 2,688,354	\$ 2,888,921	\$ 3,299,842

Canmore										
Opening Deferred Capital Contribution Balance	\$ 698,417	\$ 619,112	\$ 817,158	\$ 717,971	\$ 866,924	\$ 938,882	\$ 1,139,888	\$ 1,320,152	\$ 1,602,162	\$ 1,546,291
Anticipated Grant Funding	666,667	-	-	-	-	-	522,243	-	269,014	-
Municipal Contribution to New Assets	333,333	-	-	-	-	-	522,243	-	269,014	-
Canmore Capital Requisition										
Canmore Local Capital Replacement	115,300	174,600	177,200	179,900	182,600	185,300	188,100	190,900	193,700	196,600
Canmore / Banff Regional Capital Replacement	61,900	62,900	63,800	64,700	65,700	66,700	67,700	68,700	69,700	70,700
Commission Capital Replacement	37,400	37,600	37,900	38,300	38,700	39,100	39,400	39,800	40,200	40,600
Total Canmore Capital Requisition	214,600	275,100	278,900	282,900	287,000	291,100	295,200	299,400	303,600	307,900
Capital Projects										
Canmore Project Capital Expenditures	(30,000)	(10,000)	-	(35,000)	(30,000)	(20,000)	-	-	-	-
Canmore Operating Capital Expenditures	(1,188,861)	(44,091)	(228,983)	(23,197)	(84,749)	(1,000)	(1,142,256)	(1,000)	(539,028)	-
Canmore / Banff Regional Capital Replacement	(51,711)	(5,886)	(11,434)	(36,570)	(84,987)	(44,235)	(500)	(6,390)	(348,471)	(46,918)
Commission Capital Replacement	(23,333)	(17,076)	(137,669)	(39,180)	(15,307)	(24,859)	(16,667)	(10,000)	(10,000)	(10,000)
Total Capital Projects	(1,293,905)	(77,054)	(378,087)	(133,947)	(215,043)	(90,094)	(1,159,423)	(17,390)	(897,499)	(56,918)
Closing Deferred Capital Contribution Balance	\$ 619,112	\$ 817,158	\$ 717,971	\$ 866,924	\$ 938,882	\$ 1,139,888	\$ 1,320,152	\$ 1,602,162	\$ 1,546,291	\$ 1,797,272


 Joanna McCallum (Feb 14, 2022 20:12 MST)

Joanna McCallum - Board Chair

Bow Valley Regional Transit Services Commission 2022-2031 Approved Capital Budget

	2022	2023	2024	2025	2026	2027	2028	2029	2030	2031
ID#9										
Opening Deferred Capital Contribution Balance	\$ 495,201	\$ 842,263	\$ 1,216,697	\$ 883,145	\$ 1,152,781	\$ 1,546,250	\$ 1,936,118	\$ 1,120,845	\$ 1,425,393	\$ 1,523,427
Anticipated Grant Funding	-	-	-	-	-	-	-	-	-	-
Parks Canada Capital Contribution	-	-	-	-	-	-	-	-	-	-
Maintenance & Replacement Contributions	319,449	324,241	329,104	334,041	339,051	344,137	349,299	354,539	359,857	365,255
ID#9 Capital Contribution	-	-	-	-	-	-	-	-	-	-
ID#9 Capital Requisition										
Lake Louise / Banff Regional Capital Replacement	29,231	29,669	30,114	30,566	31,025	31,490	31,962	32,442	32,928	33,422
Commission Capital Replacement	37,400	37,600	37,900	38,300	38,700	39,100	39,400	39,800	40,200	40,600
Total ID#9 Capital Requisition	66,631	67,269	68,014	68,866	69,725	70,590	71,362	72,242	73,128	74,022
Capital Projects										
LLB Regional Capital Expenditures	(15,685)	-	(593,002)	(94,091)	-	-	(1,219,268)	(112,233)	(324,951)	(104,157)
Commission Capital Replacement	(23,333)	(17,076)	(137,669)	(39,180)	(15,307)	(24,859)	(16,667)	(10,000)	(10,000)	(10,000)
Total Capital Projects	(39,019)	(17,076)	(730,671)	(133,271)	(15,307)	(24,859)	(1,235,935)	(122,233)	(334,951)	(114,157)
Closing Deferred Capital Contribution Balance	\$ 842,263	\$ 1,216,697	\$ 883,145	\$ 1,152,781	\$ 1,546,250	\$ 1,936,118	\$ 1,120,845	\$ 1,425,393	\$ 1,523,427	\$ 1,848,547

ALL PARTNERS										
Opening Deferred Capital Contribution Balance	\$ 2,461,279	\$ 3,257,650	\$ 4,428,707	\$ 4,430,438	\$ 5,436,877	\$ 5,367,515	\$ 6,183,138	\$ 4,693,872	\$ 5,715,909	\$ 5,958,639
Anticipated Grant Funding	666,667	-	-	-	971,600	-	522,243	-	269,014	-
Proposed Annual Contributions	1,570,513	1,312,310	1,331,119	1,350,407	1,370,176	1,390,227	1,932,405	1,430,681	1,720,499	1,472,477
Capital Projects	(1,440,809)	(141,253)	(1,329,388)	(343,969)	(2,411,137)	(574,605)	(3,943,914)	(408,644)	(1,746,784)	(485,454)
Remaining Unspent End of Year	\$ 3,257,650	\$ 4,428,707	\$ 4,430,438	\$ 5,436,877	\$ 5,367,515	\$ 6,183,138	\$ 4,693,872	\$ 5,715,909	\$ 5,958,639	\$ 6,945,662
Check	\$0	\$0	\$0	\$0	\$0	\$0	\$0	\$0	\$0	\$0






2022 - 2031 - Capital Budget - Approved - Website version

Final Audit Report

2022-02-15

Created:	2022-02-14
By:	Martin Bean (martin.bean@roamtransit.com)
Status:	Signed
Transaction ID:	CBJCHBCAABAAWERejQ_tBYc2fQYZAARWm-RirgwImNzW

"2022 - 2031 - Capital Budget - Approved - Website version" History

-  Document created by Martin Bean (martin.bean@roamtransit.com)
2022-02-14 - 10:15:52 PM GMT- IP address: 70.65.232.127
-  Document emailed to Joanna McCallum (joanna.mccallum@canmore.ca) for signature
2022-02-14 - 10:16:13 PM GMT
-  Email viewed by Joanna McCallum (joanna.mccallum@canmore.ca)
2022-02-14 - 11:10:05 PM GMT- IP address: 104.28.123.10
-  Document e-signed by Joanna McCallum (joanna.mccallum@canmore.ca)
Signature Date: 2022-02-15 - 3:12:30 AM GMT - Time Source: server- IP address: 70.65.228.52
-  Agreement completed.
2022-02-15 - 3:12:30 AM GMT