

**BOW VALLEY REGIONAL TRANSIT SERVICES COMMISSION
REGULAR MEETING**

**BVRTSC CUSTOMER SERVICE CENTRE – IAN MACKIE BOARD ROOM
(221 BEAVER ST. BANFF)**

AGENDA

January 14, 2014: 2:00pm – 4:00pm

1. Call to Order
2. Approval of the Agenda
3. Approval of the December 10, 2014 Regular Meeting Minutes (attached)
4. Old Business (including Standing Items)
 - a. General Manager/ CAO's Monthly Report 2014 (verbal)
Bring Forward List of Pending Items (attached)
 - b. Transit Service Monthly Statistics (attached)
 - c. Discussion For Direction of Pending Items (verbal)
 - Overload Policy
 - Emergency Services Protocol
 - Municipal Capital Allocation Policy
 - d. Banff Local Buses – Wrap Replacement Update (verbal)
 - e. Update re Elk Bus Fire (verbal)
 - f. Lake Louise Service Discussion (verbal)
5. New Business
6. Adjournment

**BOW VALLEY REGIONAL TRANSIT SERVICES COMMISSION
REGULAR MEETING**

**BVRTSC CUSTOMER SERVICE CENTRE – IAN MACKIE BOARD ROOM
(221 BEAVER ST. BANFF)**

MINUTES

December 10, 2014: 2:00pm – 4:00pm

1. Call to Order – 2:09 PM

2. Approval of the Agenda

BVRTSC14-126 Moved by Sean Krausert to approve the agenda with addition of Item #6 – In Camera – Personnel Issue.

CARRIED UNANIMOUSLY

3. Approval of the November 12, 2014 Regular Meeting Minutes (attached)

BVRTSC14-127 Moved by Sean Krausert to approve the minutes of the November 12, 2014 regular meeting.

CARRIED UNANIMOUSLY

4. Old Business (including Standing Items)

a. General Manager/ CAO's Monthly Report 2014 (verbal)
Bring Forward List of Pending Items (attached)

b. Transit Service Monthly Statistics (attached)

c. Canmore Local Transit Service Feasibility Update (verbal)

The Town of Canmore budget has placeholders in place with regards to buying buses and initial transit infrastructure, and contains \$30,000 for completion of the feasibility work by BVRTSC.

d. Town of Banff Request for Peak Service Increase re Regional Service (attached)
(Tabled from Nov 12 '14 Meeting)

The Town of Banff has provisionally approved in its Operating Budget (\$32,000) increased funding for peak service increase for the last half of 2015. This funding is provisional on Canmore's participation. Commission discussed the process in handling the request, whereby the request for increased service on the regional route would be made by BVRTSC to the Town of Canmore only after Commission's approval to do so.

BVRTSC14-128 Grant Canning moved that BVRTSC acknowledge the request from Banff and agrees to investigate an increase to the regional service as requested.

CARRIED UNANIMOUSLY

BVRTSC14-129 Sean Krausert moved that administration be directed to determine the best option to obtain the necessary information needed with respect to potential increased ridership to make a decision about increased regional service, and to report back along with a budget needed to pursue this option by the February 2015 regular board meeting.

CARRIED UNANIMOUSLY

e. 2nd Quarter Financials Update (NOT attached . . . made obsolete by 5(b) below) (Tabled from Nov 12 '14 Meeting)

f. CAO-GM Recruitment Update (verbal) (Tabled from Nov 12 '14 Meeting)

The recruiter has indicated that he has received 26 worthy applications out of a total of 60+ applicants. Currently, the intent is to review a long list of applicants during an in-camera session with the board in January. From this session, a shortlist of 3 to 5 resumes will be selected to be interviewed in February.

g. Banff Local Buses – Wrap Replacement Update (verbal)

The Acting GM confirmed that written approval with respect to the wraps, in response to the Chair's email to the CAO of the Town Banff, has been received from the Town of Banff.

5. New Business

a. GreenTRIP 2 Funding Application Update (verbal)

The GreenTRIP funding application has been provided to CRP for submission to the Province. Determination of the grant request is expected in the Spring 2015.

b. 3rd Quarter Financials Update (attached)

A discussion was had with respect to concerns over low advertising revenue.

c. Update re Elk Bus Fire (verbal)

The Town of Banff Fire Department along is investigating the cause of the fire. The insurance adjuster and a representative from the manufacturer are also involved. All of the other hybrids have been inspected with no concerns arising.

6. In Camera Item – Personnel Issue

BVRTSC14-130 Sean Krausert moved to go in camera at 3:20 PM.

CARRIED UNANIMOUSLY

BVRTSC14-131 Sean Krausert moved to come out of in camera at 3:32 PM.

CARRIED UNANIMOUSLY

7. Adjournment

BVRTSC14-132 Sean Krausert moved to adjourn at 3:32 PM.

CARRIED UNANIMOUSLY

BRING FORWARD LIST OF ITEMS PENDING (as of January 6, 2015)

ITEM	Date Initiated	Pending Date	Comments:
<p>BVRTSC13-36 Moved by Sean Krausert that the administration create an Emergency Services Protocol document and bring back for Board approval before the end of 2013. In this protocol, communication steps should be identified where Board member are consulted or notified before involvement in emergency situations and deployment of services.</p> <p><i>NOTE – BVRTSC14-49 provides some interim communication guidelines in case of emergency situations.</i></p>	July 2013	January 2015	<p>As a result of BVRTSC14-9, this item was extended to April 30, 2014 (i.e. May 2014 Board Meeting).</p> <p>As a result of BVRTSC14-34, this item adopted the recommendation of Report 2014-5 to bring this item back no later than September 2014 Board meeting.</p> <p>Delayed to Oct 2014 meeting due to the 2015 budget process.</p> <p>As a result of BVRTSC14-99, this item was postponed to January 2015.</p>
<p>BVRTSC13-38 Overload policy – Moved by Sean Krausert to request the administration to bring back an overload policy which will include information which authorizes the GM to make a decision on how to deal with overload situations as they arise.</p>	July 2013	January 2015	<p>As a result of BVRTSC14-34, this item adopted the recommendation of Report 2014-5 to bring this item back no later than September 2014 Board meeting.</p> <p>Delayed to Oct 2014 meeting due to the 2015 budget process.</p> <p>As a result of BVRTSC14-99, this item was postponed to January 2015.</p>
<p>BVRTSC13-47 Moved by Sean Krausert to accept the recommendations in the report as presented and obtain the Customer Service Center Office Space as outlined in the report 2013-19 with the following additional items;</p> <ul style="list-style-type: none"> • Negotiate a reduced lease rate with the Town of Banff for the current office space in the industrial compound when its lease is expired. 	August 2013	September 2014	Awaiting confirmation on discussed cost.
<p>BVRTSC14-30 Moved by Stavros Karlos to direct administration to draft a municipal capital allocation policy prior to the end of 2014.</p>	April 2014	January 2015	As a result of BVRTSC14-99 , this item was postponed to January 2015.
<p>BVRTSC14-35 Moved by Sean Krausert that prior to providing any services to Parks Canada with</p>	April 2014	TBD	

respect to producing information required for the proposed project, the GM/CAO will either (i) enter into a written agreement on behalf of BVRTSC whereby Parks Canada commits to covering all of the costs of BVRTSC preparing the information, including any out of pocket expenses; or (ii) not provide said services until a sufficient retainer is received from Parks Canada to cover the expected costs.			
<p>BVRTSC14-40 Moved by Joanna McCallum to approve the 2013 Audited Financial Statements as presented.</p> <p>2013 Management recommendations from the auditor were:</p> <ol style="list-style-type: none"> 1. Capital budget be approved which includes the capital expenses and capital revenues as well as an amount for amortization (annual process during budget approval process) 2. Board approved Tangible Capital Asset policy be followed. If there are concerns with the current policy, the Board should review the policy and amend it as necessary. 3. Board review its policy for emptying the fare boxes and counting the coins from the fare box to ensure that a clean month end cut-off results. This is especially important at Dec 31 year end. 	April 2014	February 2015	Administration will bring all items in report form to advise the Board of the progress made in all areas. When items have been implemented they will then be removed from the list.
BVRTSC14-61 Moved by Sean Krausert that the Commission approve Administration undertaking the work required (within the specified timelines) as requested by the Town of Canmore to investigate the feasibility of operating a local transit service in Canmore.	June 2014	Sept 2014 but now Oct/Nov 2014	Have been in communication with Town of Canmore administration with respect to timelines, and the Oct/Nov 2014 timeline will work.
BVRTSC14-101 Sean Krausert moved that the Commission approve the sale of 10-Ride Regional Passes at 50% reduced price to the Town of Banff and the Town of Canmore's FCSS departments to manage and distribute the passes based on their current application/vetting process; and that Administration seek further approval of the Commission if the combined total sales of these cards are to surpass 200 10-Ride Regional Passes in a single calendar year.	October 2014	N/A	

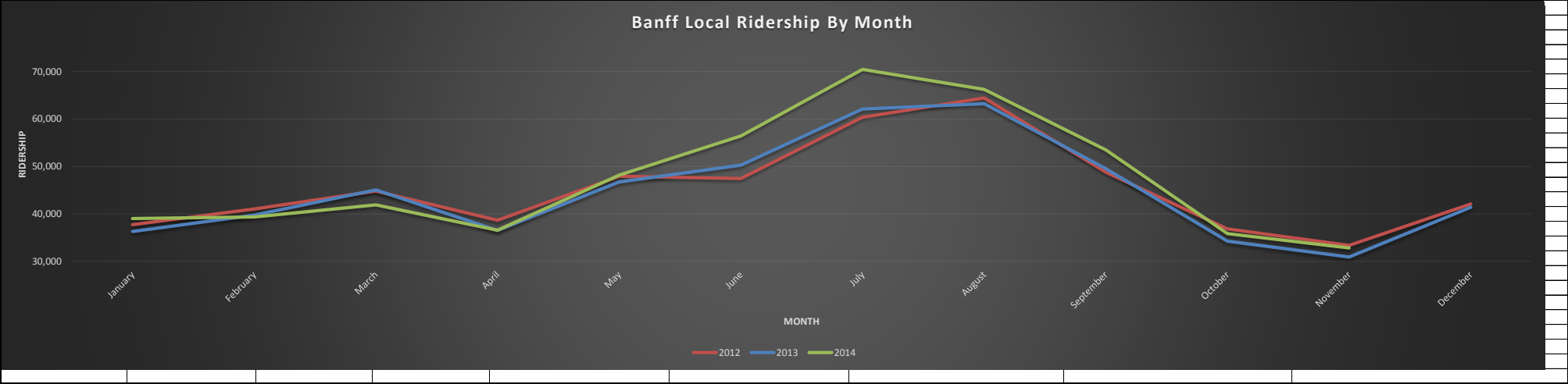
BVRTSC14-107 Sean Krausert moves that administration provides a report to the Commission by March 31, 2015 with respect to recommended ridership targets per hour (a range) for 2015 – 2017 for each of the two Banff routes and the regional route.	October 2014	March 31 2015	
BVRTSC14-108 Sean Krausert moves that administration provides a report to the Commission by March 31, 2015 with respect to recommended costs per service hour (including overhead) for 2015 – 2017 for each of the two Banff routes and the regional route.	October 2014	March 31 2015	
BVRTSC14-109 - Sean Krausert moves that administration prepares a spare bus ratio policy for the Commission's consideration by June 30, 2015 prior to purchase of any further rolling stock.	October 2014	June 30 2015	
BVRTSC14-129 Sean Krausert moved that administration be directed to determine the best option to obtain the necessary information needed with respect to potential increased ridership to make a decision about increased regional service, and to report back along with a budget needed to pursue this option by the February 2015 regular board meeting.	December 2014	February 2015	

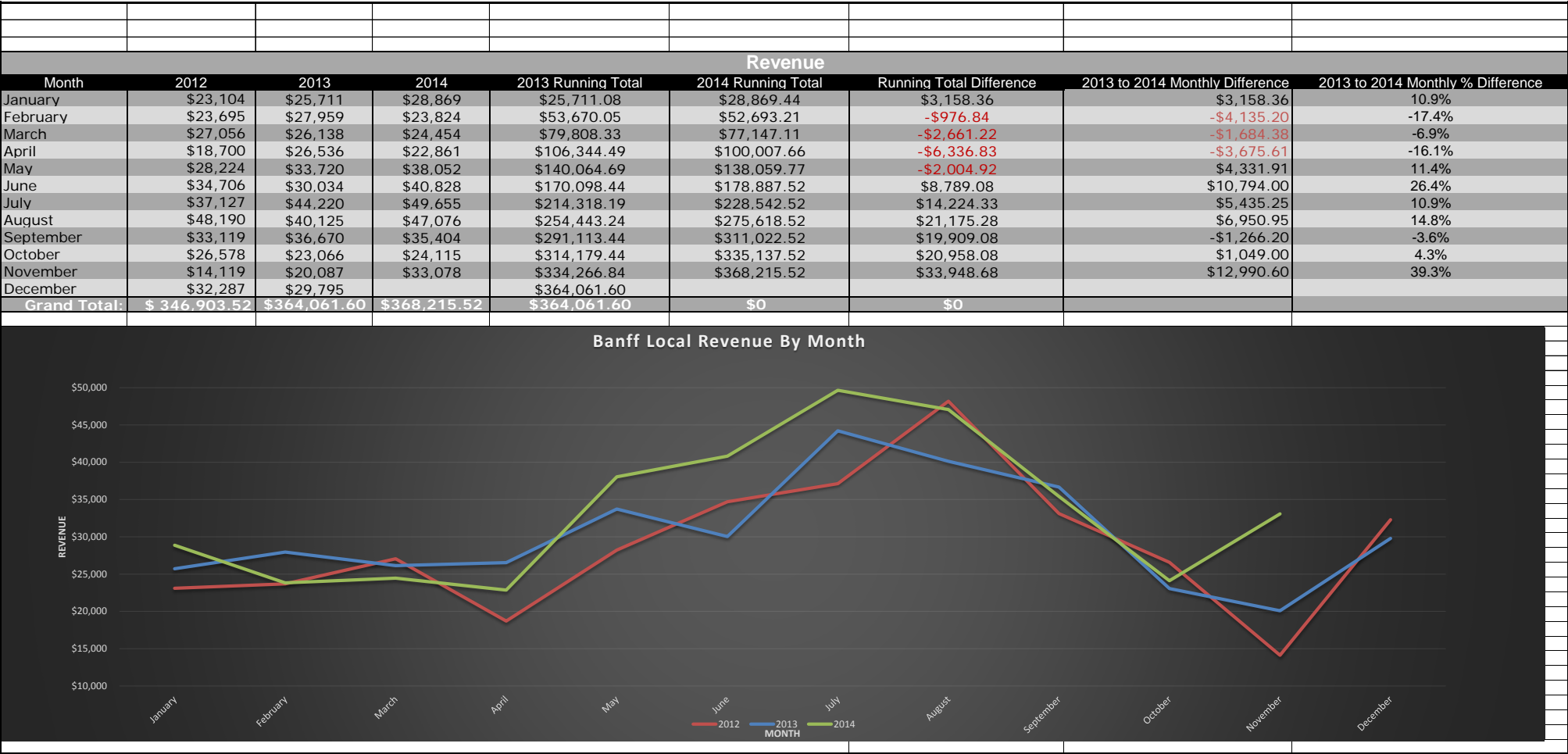
Bow Valley Regional Transit Services Commission



Banff Local Service Ridership and Revenue Statistics

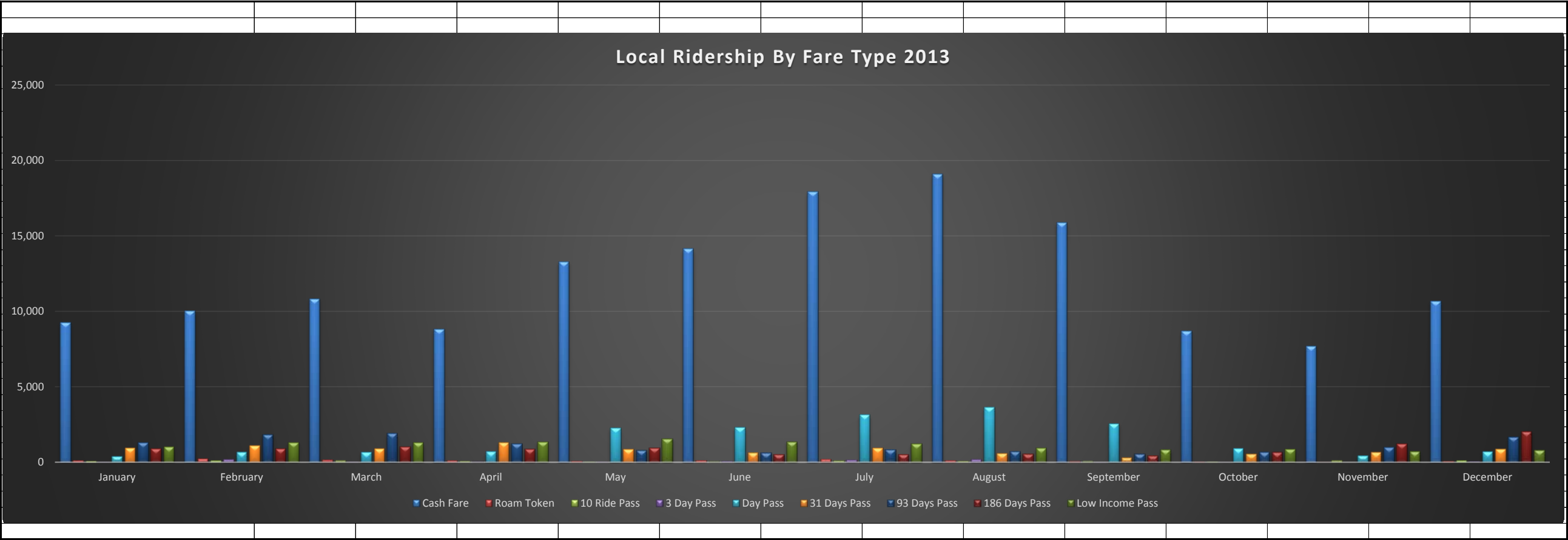
Banff Local Ridership/Revenue Analysis								
Ridership								
Month	2012	2013	2014	2013 Running Total	2014 Running Total	Running Total Difference	2013 to 2014 Monthly Difference	2013 to 2014 Monthly % Difference
January	37,730	36,302	39,021	36,302	39,021	2,719	2,719	7.0%
February	41,031	39,738	39,353	76,040	78,374	2,334	-385	-1.0%
March	44,826	45,039	41,887	121,079	120,261	-818	-3,152	-7.5%
April	38,652	36,510	36,565	157,589	156,826	-763	55	0.2%
May	47,945	46,739	48,180	204,328	205,006	678	1,441	3.0%
June	47,447	50,267	56,419	254,595	261,425	6,830	6,152	10.9%
July	60,356	62,089	70,456	316,684	331,881	15,197	8,367	11.9%
August	64,441	63,224	66,224	379,908	398,105	18,197	3,000	4.5%
September	48,767	49,512	53,483	429,420	451,588	22,168	3,971	7.4%
October	36,818	34,244	35,835	463,664	487,423	23,759	1,591	4.4%
November	33,359	30,911	32,820	494,575	520,243	25,668	1,909	5.8%
December	42,073	41,403		535,978				
Grand Total:	543,445	535,978	520,243	535,978				





BANFF LOCAL TRANSIT REVENUE BREAKDOWN						
2014 Actual						
Month	Fares	Passes	Other	Total	Budget	Column1
January	\$20,289	\$8,580		\$28,869	\$23,853.33	
February	\$20,788	\$3,036		\$23,824	\$23,853.33	
March	\$20,683	\$3,771		\$24,454	\$23,853.34	
April	\$18,812	\$4,049		\$22,861	\$29,500.00	
May	\$29,459	\$3,344	\$5,250	\$38,052	\$29,500.00	
June	\$35,714	\$5,114		\$40,828	\$29,500.00	
July	\$48,321	\$1,334		\$49,655	\$44,433.33	
August	\$45,698	\$1,378		\$47,076	\$44,433.33	
September	\$33,590	\$1,814		\$35,404	\$44,433.34	
October	\$19,727	\$4,388		\$24,115	\$25,400.00	
November	\$19,638	\$13,440		\$33,078	\$25,400.00	*High number of 6M & 3M Pass sales
December				\$0	\$25,400.00	
Totals:	\$312,720	\$50,246	\$5,250	\$368,216	\$369,560	
BANFF LOCAL TRANSIT REVENUE BREAKDOWN						
2013 Actual						
Month	Fares (what has been deposited)	Passes	Other	Total	Budget	
January	\$23,131	\$2,581		\$25,711	\$28,333.33	
February	\$26,436	\$1,453	\$70	\$27,959	\$28,333.33	
March	\$22,022	\$4,116		\$26,138	\$28,333.33	
April	\$20,093	\$6,443		\$26,536	\$28,333.33	
May	\$28,994	\$2,726	\$2,000	\$33,720	\$28,333.33	
June	\$26,473	\$3,561		\$30,034	\$28,333.33	June month end is 27th due to the weekend.
July	\$41,683	\$2,537		\$44,220	\$28,333.33	
August	\$38,856	\$1,269		\$40,125	\$28,333.33	August month end is 29th due to the weekend
September	\$34,131	\$2,540		\$36,670	\$28,333.33	September contains August 30, 31st revenue.
October	\$18,653	\$4,414		\$23,066	\$28,333.33	
November	\$16,090	\$3,598	\$400	\$20,087	\$28,333.33	Month end is 28th due to the weekend.
December	\$23,786	\$6,009		\$29,795	\$28,333.33	Month end is 30th due to the weekend.
Totals:	\$320,346	\$41,245	\$2,470	\$364,062	\$340,000	
BANFF LOCAL TRANSIT REVENUE BREAKDOWN						
2012 Actual						
Month	Fares	Passes	Other	Total		
January	\$21,203	\$1,881	\$20	\$23,104		
February	\$19,032	\$4,643	\$20	\$23,695		
March	\$23,926	\$3,110	\$20	\$27,056		
April	\$17,508	\$1,168	\$25	\$18,700		
May	\$25,940	\$1,979	\$305	\$28,224		
June	\$31,994	\$2,697	\$15	\$34,706		
July	\$35,012	\$1,515	\$600	\$37,127		
August	\$46,229	\$1,961	\$0	\$48,190		
September	\$31,502	\$1,617	\$0	\$33,119		
October	\$23,298	\$3,281	\$0	\$26,578		
November	\$13,202	\$617	\$300	\$14,119		
December	\$27,532	\$4,755	\$0	\$32,287		
Totals:	\$316,377	\$29,222	\$1,305	\$346,904		

	Banff Local Service Ridership By Fare Type												
	2013												
Fare Type	January	February	March	April	May	June	July	August	September	October	November	December	Total
Cash Fare													
Adult	8,819	9,479	10,130	8,045	10,713	10,560	13,734	14,867	11,651	7,739	7,294	9,898	122,929
Senior	275	435	529	545	2,412	3,411	3,602	3,543	4,013	754	297	475	20,291
Child	159	105	175	223	146	168	585	694	225	198	107	314	3,099
Cash Fare Total	9,253	10,019	10,834	8,813	13,271	14,139	17,921	19,104	15,889	8,691	7,698	10,687	146,319
Roam Token													
All Categories	117	219	141	115	66	120	195	114	47	26	18	58	1,236
Roam Token Total:	117	219	141	115	66	120	195	114	47	26	18	58	1,236
10 Ride Pass													
All Categories	75	108	96	62	24	42	82	67	47	25	92	120	840
10 Ride Total:	75	108	96	62	24	42	82	67	47	25	92	120	840
3 Day Pass													
All Categories	29	164	23	40	25	64	157	172	13	18	0	52	757
3 Day Pass Total:	29	164	23	40	25	64	157	172	13	18	0	52	757
Day Pass													
All Categories	375	658	677	705	2,268	2,286	3,146	3,641	2,542	914	411	699	18,322
Day Pass Total:	375	658	677	705	2,268	2,286	3,146	3,641	2,542	914	411	699	18,322
31 Days Pass													
Adult	934	1,089	872	1,283	802	600	871	544	270	554	641	832	9,292
Senior	29	0	16	25	52	11	76	47	10	0	0	27	293
Child	0	0	0	0	0	0	6	0	0	0	0	4	10
31 Days Pass Total:	963	1,089	888	1,308	854	611	953	591	280	554	641	863	9,595
93 Days Pass													
Adult	1,236	1,791	1,870	1,202	807	591	796	706	529	652	970	1,655	12,805
Senior	55	38	26	21	0	14	13	12	0	0	0	0	179
Child	0	0	0	0	0	0	0	0	0	0	0	0	0
93 Days Pass Total:	1,291	1,829	1,896	1,223	807	605	809	718	529	652	970	1,655	12,984
186 Days Pass													
Adult	891	879	1,006	859	945	498	498	527	405	622	1,091	1,933	10,154
Senior	19	16	31	4	16	10	12	6	2	28	132	103	379
Child	0	0	0	0	0	0	0	0	0	0	0	0	0
186 Days Pass Total:	910	895	1,037	863	961	508	510	533	407	650	1,223	2,036	10,533
Low Income Pass													
All Categories	1,007	1,321	1,288	1,343	1,567	1,359	1,215	924	813	877	706	771	13,191
Low Income Pass Total:	1,007	1,321	1,288	1,343	1,567	1,359	1,215	924	813	877	706	771	13,191
Regional Ride - Pass Holder	38	34	38	37	45	52	35	108	21	39	29	42	518
Regional Ride - Cash							7	179	17	10	10	21	244
Hotel Partners	21,660	22,853	27,309	21,411	26,401	30,040	36,550	36,534	28,225	21,473	18,817	23,913	315,186
Transfers - Local	149	161	248	164	191	285	177	119	320	116	70	167	2,167
Transfers - Local to Regional							114	12	32	35	19	29	241
Infant Free Ride	101	107	147	181	173	69	65	181	137	85	111	87	1,444
Accessories	334	281	417	245	86	87	153	227	193	79	96	203	2,401
Total Ridership	36,302	39,738	45,039	36,510	46,739	50,267	62,089	63,224	49,512	34,244	30,911	41,403	535,978



Local Ridership By Fare Type 2014

Fare Type	Jan	Feb	Mar	Apr	May	Jun	Jul	Aug	Sep	Oct	Nov	Dec
Cash Fare	9,500	9,400	9,200	8,500	13,000	14,000	20,500	19,000	15,000	8,500	8,500	0
Roam Token	100	100	100	100	100	100	100	100	100	100	100	100
10 Ride Pass	2,500	2,200	2,700	1,800	1,800	1,200	800	800	800	800	1,200	0
3 Day Pass	100	100	100	100	100	100	100	100	100	100	100	100
Day Pass	500	600	500	700	1,800	2,200	4,200	3,800	2,800	800	500	0
31 Days Pass	800	900	1,000	600	500	500	600	600	500	500	500	0
93 Days Pass	3,200	3,800	3,700	1,800	900	700	800	700	600	600	600	0
186 Days Pass	2,400	2,200	2,600	1,800	1,500	1,200	800	800	800	800	1,200	0
Low Income Pass	1,100	1,100	1,500	1,600	1,700	1,300	1,100	1,000	900	800	800	0

[illegible]

	Banff Local Ridership By Fare Type												
	Sulphur Mountain Route (Route 1)												
	2013												
Fare Type	January	February	March	April	May	June	July	August	September	October	November	December	Total
Cash Fare													
Adult	3,710	3,709	4,052	3,159	4,118	4,024	5,253	5,713	4,564	3,319	3,000	3,671	48,292
Senior	95	195	234	222	850	1,126	1,062	1,208	1,333	293	146	211	6,975
Child	105	52	69	137	57	56	154	223	76	147	62	169	1,307
Cash Fare Total	3,910	3,956	4,355	3,518	5,025	5,206	6,469	7,144	5,973	3,759	3,208	4,051	56,574
Roam Token													
All Categories	56	80	49	36	32	40	102	38	15	22	13	5	488
Roam Token Total:	56	80	49	36	32	40	102	38	15	22	13	5	488
10 Ride Pass													
All Categories	36	37	44	42	4	27	38	19	11	16	41	29	344
10 Ride Total:	36	37	44	42	4	27	38	19	11	16	41	29	344
3 Day Pass													
All Categories	5	17	4	13	9	12	71	33	9	8	0	29	210
3 Day Pass Total:	5	17	4	13	9	12	71	33	9	8	0	29	210
Day Pass													
All Categories	184	346	327	402	1,191	869	1,398	1,452	1,071	463	224	475	8,402
Day Pass Total:	184	346	327	402	1,191	869	1,398	1,452	1,071	463	224	475	8,402
31 Days Pass													
Adult	333	296	356	371	248	263	180	47	22	172	184	152	2,624
Senior	0	0	0	0	2	7	36	12	8	0	0	0	65
Child	0	0	0	0	0	0	2	0	0	0	0	4	6
31 Days Pass Total:	333	296	356	371	250	270	218	59	30	172	184	156	2,695
93 Days Pass													
Adult	467	397	434	246	148	84	132	136	107	205	393	512	3,261
Senior	3	22	26	21	0	0	0	0	0	0	0	0	72
Child	0	0	0	0	0	0	0	0	0	0	0	0	0
93 Days Pass Total:	470	419	460	267	148	84	132	136	107	205	393	512	3,333
186 Days Pass													
Adult	396	295	390	337	359	190	200	235	183	286	485	639	3,995
Senior	19	14	30	4	16	8	11	6	2	0	52	29	191
Child	0	0	0	0	0	0	0	0	0	0	0	0	0
186 Days Pass Total:	415	309	420	341	375	198	211	241	185	286	537	668	4,186
Low Income Pass													
All Categories	798	951	874	875	960	739	595	461	453	554	421	467	8,148
Low Income Pass Total:	798	951	874	875	960	739	595	461	453	554	421	467	8,148
Regional Ride - Pass Holder	15	23	21	14	26	27	27	68	9	23	21	23	297
Regional Ride - Cash							1	49	6	6	4	5	71
Hotel Partners	11,715	12,970	15,616	13,774	18,701	19,666	25,337	24,425	19,603	13,712	11,738	14,623	201,880
Transfers - Local	84	84	126	100	92	91	84	32	102	74	32	76	977
Transfers - Regional to Local							8	3	9	22	7	14	63
Infant Free Ride	40	55	83	107	93	40	38	51	45	26	41	44	663
Accessories	40	32	44	45	40	23	87	107	67	31	35	42	593
Total Ridership	18,101	19,575	22,779	19,905	26,946	27,292	34,816	34,318	27,695	19,379	16,899	21,219	288,924

	Banff Local Ridership By Fare Type												
	Sulphur Mountain Route (Route 1)												
	2014												
Fare Type	January	February	March	April	May	June	July	August	September	October	November	December	Total
Column1	Column2	Column3	Column4	Column5	Column6	Column7	Column8	Column9	Column10	Column11	Column12	Column13	Column14
Cash Fare													
Adult	3,515	3,577	3,548	3,626	4,451	5,290	6,186	5,847	4,954	3,319	3,038	0	47,351
Senior	103	93	225	272	813	1,111	1,150	1,072	1,254	293	192	0	6,578
Child	209	129	131	139	137	175	436	353	125	147	60	0	2,041
Cash Fare Total	3,827	3,799	3,904	4,037	5,401	6,576	7,772	7,272	6,333	3,759	3,290	0	55,970
Column1	Column2	Column3	Column4	Column5	Column6	Column7	Column8	Column9	Column10	Column11	Column12	Column13	Column14
Roam Token													
All Categories	16	36	4	26	15	84	125	17	9	22	5		359
Roam Token Total:	16	36	4	26	15	84	125	17	9	22	5	0	359
Column1	Column2	Column3	Column4	Column5	Column6	Column7	Column8	Column9	Column10	Column11	Column12	Column13	Column14
10 Ride Pass													
All Categories	47	36	40	17	37	29	42	30	35	16	35	0	364
10 Ride Total:	47	36	40	17	37	29	42	30	35	16	35	0	364
Column1	Column2	Column3	Column4	Column5	Column6	Column7	Column8	Column9	Column10	Column11	Column12	Column13	Column14
3 Day Pass													
All Categories	28	0	10	6	51	59	59	69	34	8	8	0	332
3 Day Pass Total:	28	0	10	6	51	59	59	69	34	8	8	0	332
Column1	Column2	Column3	Column4	Column5	Column6	Column7	Column8	Column9	Column10	Column11	Column12	Column13	Column14
Day Pass													
All Categories	252	361	326	435	894	1,184	1,697	1,668	1,248	463	292	0	8,820
Day Pass Total:	252	361	326	435	894	1,184	1,697	1,668	1,248	463	292	0	8,820
Column1	Column2	Column3	Column4	Column5	Column6	Column7	Column8	Column9	Column10	Column11	Column12	Column13	Column14
31 Days Pass													
Adult	177	203	248	126	153	232	136	133	187	172	186	0	1,953
Senior	2	0	25	0	0	1	9	27	1	0	0	0	65
Child	0	0	0	18	0	0	0	0	0	0	0	0	18
31 Days Pass Total:	179	203	273	144	153	233	145	160	188	172	186	0	2,036
Column1	Column2	Column3	Column4	Column5	Column6	Column7	Column8	Column9	Column10	Column11	Column12	Column13	Column14
93 Days Pass													
Adult	557	441	419	310	352	342	379	341	256	205	222	0	3,824
Senior	0	0	0	0	0	3	26	30	0	0	0	0	59
Child	0	0	0	5	20	27	14	29	17	0	16	0	128
93 Days Pass Total:	557	441	419	315	372	372	419	400	273	205	238	0	4,011
Column1	Column2	Column3	Column4	Column5	Column6	Column7	Column8	Column9	Column10	Column11	Column12	Column13	Column14
186 Days Pass													
Adult	556	583	786	660	705	465	376	255	368	586	462	0	5,802
Senior	34	36	54	1	8	0	6	0	0	0	8	0	147
Child	0	0	0	41	0	0	0	0	0	0	15	0	56
186 Days Pass Total:	590	619	840	702	713	465	382	255	368	586	485	0	6,005
Column1	Column2	Column3	Column4	Column5	Column6	Column7	Column8	Column9	Column10	Column11	Column12	Column13	Column14
Low Income Pass													
All Categories	609	654	765	810	843	537	427	364	470	554	629	0	6,662
Low Income Pass Total:	609	654	765	810	843	537	427	364	470	554	629	0	6,662
Column1	Column2	Column3	Column4	Column5	Column6	Column7	Column8	Column9	Column10	Column11	Column12	Column13	Column14
Regional Ride - Pass Holder	44	38	37	36	36	59	93	91	59	23	32	0	548
Regional Ride - Cash	9	3	4	4	3	4	1	8	10	6	2	0	54
Hotel Partners	12,049	12,841	13,708	13,416	19,011	22,590	26,253	24,630	21,148	13,712	11,373	0	190,731
Transfers - Local	48	71	88	74	65	69	52	79	80	74	44	0	744
Transfers - Regional to Local	17	8	6	17	22	25	30	34	25	21	18	0	223
Infant Free Ride	20	82	28	17	6	36	97	72	65	26	40	0	489
Accessories	50	38	51	75	57	109	184	148	169	16	36	0	933
Special (TMC Free Trip)						18	1						19

Total Farebox Ridership						32,449	37,779	35,297	30,514	19,663	16,713		172,415
+3% Industry Correction						973	1,133	1,059	915	590	501		5,172
Total Ridership	18,342	19,230	20,503	20,131	27,679	33,422	38,912	36,356	31,429	20,253	17,214	0	283,472

Fare Type	Banff Local Ridership By Fare Type												
	Tunnel Mountain Route (Route 2)												
	2013												
	January	February	March	April	May	June	July	August	September	October	November	December	Total
Cash Fare													
Adult	5,109	5,770	6,078	4,886	6,448	6,191	7,936	8,409	6,639	4,420	4,294	6,227	72,407
Senior	180	240	295	323	1,513	2,138	2,408	2,199	2,490	461	151	264	12,662
Child	54	53	106	86	86	95	383	431	140	51	45	145	1,675
Cash Fare Total	5,343	6,063	6,479	5,295	8,047	8,424	10,727	11,039	9,269	4,932	4,490	6,636	86,744
Roam Token													
All Categories	61	139	92	79	34	75	93	76	31	4	5	53	742
Roam Token Total:	61	139	92	79	34	75	93	76	31	4	5	53	742
10 Ride Pass													
All Categories	39	71	52	20	20	15	44	48	36	9	51	91	496
10 Ride Total:	39	71	52	20	20	15	44	48	36	9	51	91	496
3 Day Pass													
All Categories	24	147	19	27	16	47	76	133	2	10	0	23	524
3 Day Pass Total:	24	147	19	27	16	47	76	133	2	10	0	23	524
Day Pass													
All Categories	191	312	350	303	1,021	1,245	1,643	2,008	1,384	451	187	224	9,319
Day Pass Total:	191	312	350	303	1,021	1,245	1,643	2,008	1,384	451	187	224	9,319
31 Days Pass													
Adult	601	793	516	912	552	334	679	491	248	382	457	680	6,645
Senior	29	0	16	25	50	0	30	31	2	0	0	27	210
Child	0	0	0	0	0	0	4	0	0	0	0		4
31 Days Pass Total:	630	793	532	937	602	334	713	522	250	382	457	707	6,859
93 Days Pass													
Adult	769	1,394	1,436	956	659	507	662	566	418	447	577	1,143	9,534
Senior	52	16	0	0	0	14	13	12	0	0	0	0	107
Child	0	0	0	0	0	0	0	0	0	0	0	0	0
93 Days Pass Total:	821	1,410	1,436	956	659	521	675	578	418	447	577	1,143	9,641
186 Days Pass													
Adult	495	584	616	522	585	303	298	289	220	336	606	1,294	6,148
Senior	0	2	1	0	0	2	1	0	0	28	80	74	188
Child	0	0	0	0	0	0	0	0	0	0	0		0
186 Days Pass Total:	495	586	617	522	585	305	299	289	220	364	686	1,368	6,336
Low Income Pass													
All Categories	209	370	414	468	603	608	608	456	357	323	285	304	5,005
Low Income Pass Total:	209	370	414	468	603	608	608	456	357	323	285	304	5,005
Regional Ride - Pass Holder	23	11	17	23	17	23	3	37	11	16	8	19	208
Regional Ride - Cash							4	95	9	4	6	16	134
Hotel Partners	9,945	9,883	11,693	7,637	7,494	9,400	10,246	10,539	7,395	7,761	7,079	9,290	108,362
Transfers - Local	65	77	122	64	94	130	93	29	123	42	38	91	968
Transfers - Regional to Local							6	7	19	13	12	15	72
Infant Free Ride	61	52	64	74	79	24	27	79	74	59	70	43	706
Accessories	294	249	373	200	43	51	56	101	109	48	61	161	1,746
Total Ridership	18,201	20,163	22,260	16,605	19,314	21,202	25,313	26,036	19,707	14,865	14,012	20,184	237,862

	Banff Local Ridership By Fare Type												
	Tunnel Mountain Route (Route 2)												
	2014												
Fare Type	January	February	March	April	May	June	July	August	September	October	November	December	Total
Cash Fare													
Adult	5,439	5,292	4,985	4,186	6,046	5,353	9,585	8,508	6,236	4,420	5,097		65,147
Senior	229	213	280	231	1,371	1,675	1,986	1,919	2,117	461	164		10,646
Child	103	155	145	118	69	120	623	569	98	51	57		2,108
Cash Fare Total	5,771	5,660	5,410	4,535	7,486	7,148	12,194	10,996	8,451	4,932	5,318	0	77,901
Roam Token													
All Categories	58	36	46	6	68	41	32	16	3	4	0		310
Roam Token Total:	58	36	46	6	68	41	32	16	3	4	0	0	310
10 Ride Pass													
All Categories	16	36	43	41	34	35	41	50	37	9	56		398
10 Ride Total:	16	36	43	41	34	35	41	50	37	9	56	0	398
3 Day Pass													
All Categories	27	24	47	6	118	85	156	175	57	10	28		733
3 Day Pass Total:	27	24	47	6	118	85	156	175	57	10	28	0	733
Day Pass													
All Categories	302	279	234	377	921	909	2,262	2,107	1,335	451	229		9,406
Day Pass Total:	302	279	234	377	921	909	2,262	2,107	1,335	451	229	0	9,406
31 Days Pass													
Adult	613	708	779	494	404	340	409	398	195	382	259		4,981
Senior	52	0	16	12	0	0	16	6	37	0	0		139
Child	2	0	0	0	0	0	0	0	0	0	0		2
31 Days Pass Total:	667	708	795	506	404	340	425	404	232	382	259	0	5,122
93 Days Pass													
Adult	2,759	3,545	3,422	1,676	603	363	409	387	325	447	444		14,380
Senior	0	0	0	0	0	0	3	0	0	0	0		3
Child	0	0	0	0	2	1	0	0	0	0	0		3
93 Days Pass Total:	2,759	3,545	3,422	1,676	605	364	412	387	325	447	444	0	14,386
186 Days Pass													
Adult	1,788	1,561	1,707	1,213	836	578	520	446	409	336	904		10,298
Senior	63	65	64	42	7	1	0	0	0	28	37		307
Child	0	0	0	0	0	0	0	0	0	0	0		0
186 Days Pass Total:	1,851	1,626	1,771	1,255	843	579	520	446	409	364	941	0	10,605
Low Income Pass													
All Categories	605	553	824	819	932	822	820	679	420	323	283		7,080
Low Income Pass Total:	605	553	824	819	932	822	820	679	420	323	283	0	7,080
Regional Ride - Pass Holder	61	54	54	52	48	32	57	56	26	16	35		491
Regional Ride - Cash	17	12	14	11	25	5	10	9	5	4	1		113
Hotel Partners	8,279	7,325	8,527	6,976	8,149	7,756	11,248	11,290	8,811	7,760	7,475		93,596
Transfers - Local	52	44	51	47	59	74	90	45	60	42	33		597
Transfers - Regional to Local	8	13	14	11	13	18	34	25	13	13	18		180
Infant Free Ride	22	77	29	22	7	63	98	136	72	59	24		609
Accessories	184	131	103	94	60	73	99	126	90	48	7		1,015
Special (TMC Free Trip)						2,590	234						2,824
Total Farebox Ridership						20,934	28,732	26,947	20,346	14,864	15,151		126,974
+3% Industry Correction						628	862	808	610	446	455		3,809
Total Ridership	20,679	20,123	21,384	16,434	19,772	21,562	29,594	27,755	20,956	15,310	15,606	0	229,175

	Banff Local Ridership By Fare Type								
	Cave & Basin Route (Route 4)								
	2013								
Fare Type	May	June	July	August	September	October	November	December	Total
Cash Fare									
Adult	147	345	545	745	448	0	0	0	2,230
Senior	49	147	132	136	190	0	0	0	654
Child	3	17	48	40	9	0	0	0	117
Cash Fare Total	199	509	725	921	647	0	0	0	3,001
Roam Token									
All Categories	0	5	0	0	1	0	0	0	6
Roam Token Total:	0	5	0	0	1	0	0	0	6
10 Ride Pass									
All Categories	0	0	0	0	0	0	0	0	0
10 Ride Total:	0	0	0	0	0	0	0	0	0
3 Day Pass									
All Categories	0	5	10	6	2	0	0	0	23
3 Day Pass Total:	0	5	10	6	2	0	0	0	23
Day Pass									
All Categories	56	172	105	181	87	0	0	0	601
Day Pass Total:	56	172	105	181	87	0	0	0	601
31 Days Pass									
Adult	2	3	12	6	0	0	0	0	23
Senior	0	4	10	4	0	0	0	0	18
Child	0	0	0	0	0	0	0	0	0
31 Days Pass Total:	2	7	22	10	0	0	0	0	41
93 Days Pass									
Adult	0	0	2	4	4	0	0	0	10
Senior	0	0	0	0	0	0	0	0	0
Child	0	0	0	0	0	0	0	0	0
93 Days Pass Total:	0	0	2	4	4	0	0	0	10
186 Days Pass									
Adult	1	5	0	3	2	0	0	0	11
Senior	0	0	0	0	0	0	0	0	0
Child	0	0	0	0	0	0	0	0	0
186 Days Pass Total:	1	5	0	3	2	0	0	0	11
Low Income Pass									
All Categories	4	12	12	7	3	0	0	0	38
Low Income Pass Total:	4	12	12	7	3	0	0	0	38
Regional Ride - Pass Holder	2	2	5	3	1	0	0	0	13
Regional Ride - Cash			2	35	2	0	0	0	39

Hotel Partners	206	974	967	1,570	1,227	0	0	0	4,944
Transfers - Local	5	64	0	58	95	0	0	0	222
Transfers - Regional to Local			100	2	4	0	0	0	106
Infant Free Ride	1	5	0	51	18	0	0	0	75
Accessories	3	13	10	19	17	0	0	0	62
Total Ridership	479	1,773	1,960	2,870	2,110	0	0	0	9,192

	Banff Local Ridership By Fare Type								
	Cave & Basin Route (Route 4)								
	2014								
Fare Type	May	June	July	August	September	October	November	December	Total
Column1	Column9	Column10	Column11	Column12	Column13	Column14	Column15	Column16	Column17
Cash Fare									
Adult	183	332	525	616	226	35			1,917
Senior	39	89	96	98	100	3			425
Child	3	17	33	39	1	0			93
Cash Fare Total	225	438	654	753	327	38	0	0	2,435
Roam Token									
All Categories	0	2	1	0	0	0			3
Roam Token Total:	0	2	1	0	0	0	0	0	3
10 Ride Pass									
All Categories	3	6	0	0	1	0			10
10 Ride Total:	3	6	0	0	1	0	0	0	10
3 Day Pass									
All Categories	12	12	0	12	10	0			46
3 Day Pass Total:	12	12	0	12	10	0	0	0	46
Day Pass									
All Categories	56	151	221	154	141	9			732
Day Pass Total:	56	151	221	154	141	9	0	0	732
31 Days Pass									
Adult	0	9	9	6	1	3			28
Senior	0	0	1	9	0	0			10
Child	0	0	0	0	0	0			0
31 Days Pass Total:	0	9	10	15	1	3	0	0	38
93 Days Pass									
Adult	0	3	4	4	0	1			12
Senior	0	1	0	1	0	0			2
Child	0	0	0	0	0	0			0
93 Days Pass Total:	0	4	4	5	0	1	0	0	14
186 Days Pass									
Adult	1	2	4	0	1	6			14
Senior	0	0	0	0	0	0			0
Child	0	0	0	0	0	0			0
186 Days Pass Total:	1	2	4	0	1	6	0	0	14
Low Income Pass									
All Categories	1	0	13	3	1	5			23

Low Income Pass Total:	1	0	13	3	1	5	0	0	23
Regional Ride - Pass Holder	1	12	11	18	2	2			46
Regional Ride - Cash	0	1	0	3	0	0			4
Hotel Partners	424	731	928	1,049	559	260			3,951
Transfers - Local	0	14	12	24	11	2			63
Transfers - Regional to Local	3	2	5	11	6	0			27
Infant Free Ride	2	4	25	4	4	0			39
Accessories	1	4	3	0	1	0			9
Special (TMC Free Trip)	0	1	2	0	0				3
Total Farebox Ridership		1,393	1,893	2,051	1,065	326			6,728
+3% Industry Correction		42	57	62	32	10			202
Total Ridership	729	1,435	1,950	2,113	1,097	336	0	0	7,659

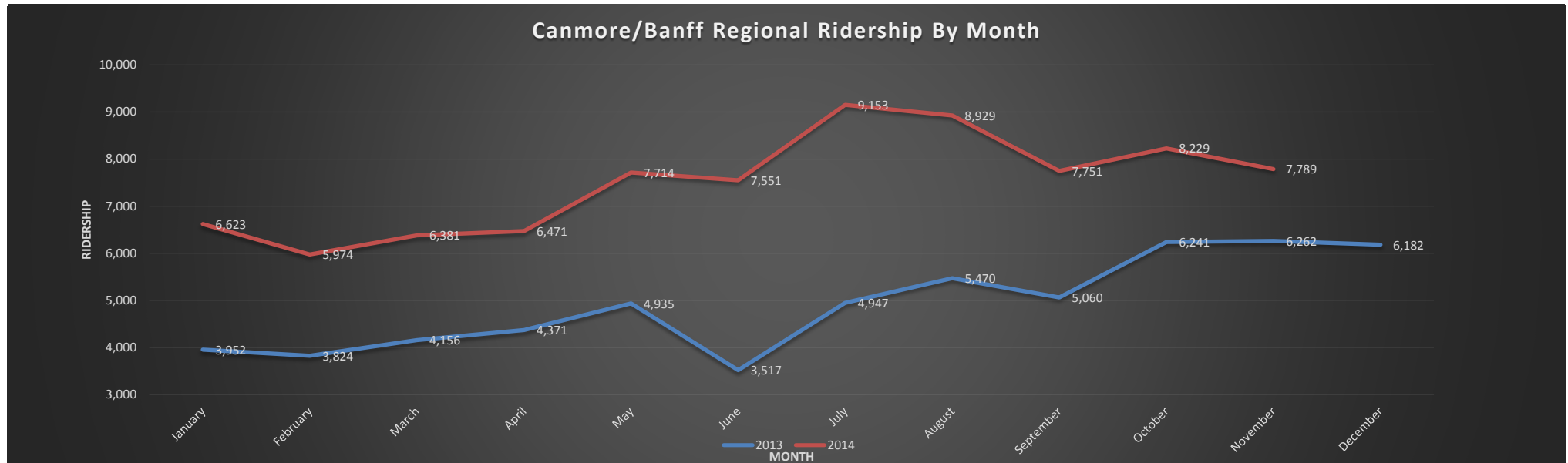
Bow Valley Regional Transit Services Commission



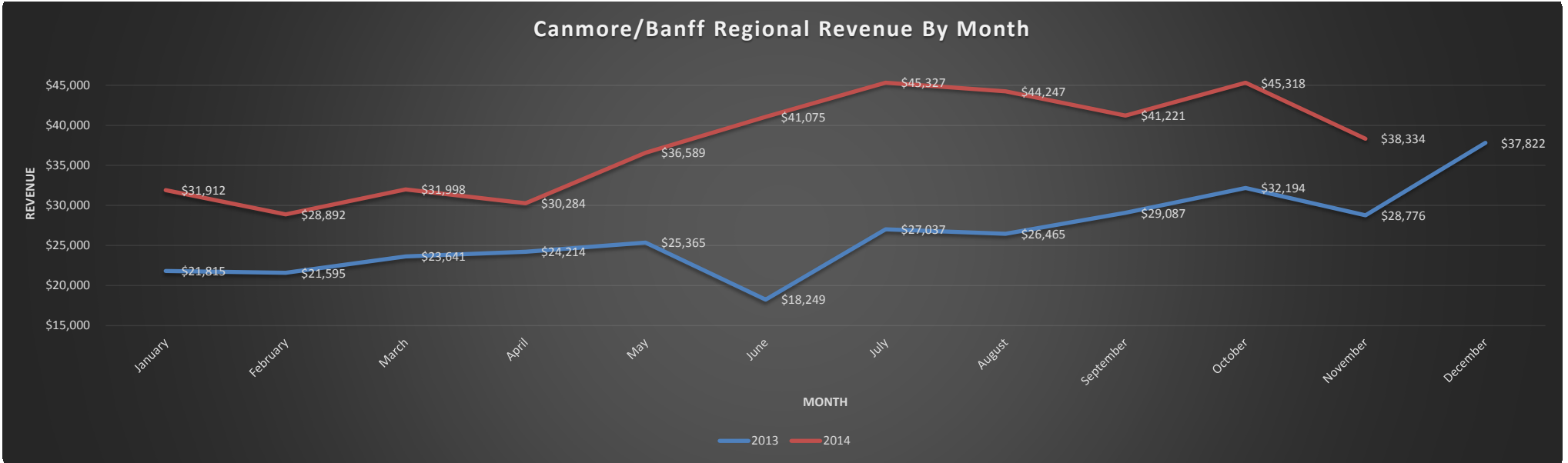
Banff/Canmore Regional Service
Ridership and Revenue Statistics

Regional Ridership/Revenue Analysis

RIDERSHIP							
Month	2013	2014	2013 Running Total	2014 Running Total	Running Total Difference	2013 to 2014 Monthly Comparison2	2013 to 2014 Monthly % Difference
January	3,952	6,623	3,952	6,623	2,671	2,671	40.3%
February	3,824	5,974	7,776	12,597	4,821	2,150	36.0%
March	4,156	6,381	11,932	18,978	7,046	2,225	34.9%
April	4,371	6,471	16,303	25,449	9,146	2,100	32.5%
May	4,935	7,714	21,238	33,163	11,925	2,779	36.0%
June	3,517	7,551	24,755	40,714	15,959	4,034	53.4%
July	4,947	9,153	29,702	49,867	20,165	4,206	46.0%
August	5,470	8,929	35,172	58,796	23,624	3,459	38.7%
September	5,060	7,751	40,232	66,547	26,315	2,691	34.7%
October	6,241	8,229	46,473	74,776	28,303	1,988	24.2%
November	6,262	7,789	52,735	82,565	29,830	1,527	19.6%
December	6,182		58,917				
Grand Total:	58,917	82,565	349,187				



REVENUE							
Month	2013	2014	2013 Running Total	2014 Running Total	Running Total Difference	2013 to 2014 Monthly Comparison	2013 to 2014 Monthly % Difference
January	\$ 21,815	\$ 31,912	\$21,815	\$31,912	\$10,097	10,097	31.6%
February	\$ 21,595	\$ 28,892	\$43,410	\$60,803	\$17,394	7,297	25.3%
March	\$ 23,641	\$ 31,998	\$67,050	\$92,801	\$25,751	8,357	26.1%
April	\$ 24,214	\$ 30,284	\$91,264	\$123,085	\$31,821	6,070	20.0%
May	\$ 25,365	\$ 36,589	\$116,630	\$159,674	\$43,045	11,224	30.7%
June	\$ 18,249	\$ 41,075	\$134,879	\$200,749	\$65,870	22,825	55.6%
July	\$ 27,037	\$ 45,327	\$161,916	\$246,076	\$84,160	18,290	40.4%
August	\$ 26,465	\$ 44,247	\$188,382	\$290,323	\$101,941	17,782	40.2%
September	\$ 29,087	\$ 41,221	\$217,469	\$331,544	\$114,075	12,134	29.4%
October	\$ 32,194	\$ 45,318	\$249,663	\$376,862	\$127,199	13,124	29.0%
November	\$ 28,776	\$ 38,334	\$278,439	\$415,196	\$136,757	9,558	24.9%
December	\$ 37,822		\$316,260				
Grand Total:	\$ 316,260	\$ 415,196					



CANMORE/BANFF REGIONAL TRANSIT REVENUE BREAKDOWN
2014 Actual

Month	Fares	Passes	Other	Total	Budget	Column1
January	\$23,616	\$8,296		\$31,912	\$21,683.33	
February	\$20,707	\$8,185		\$28,892	\$21,683.33	
March	\$21,635	\$10,363		\$31,998	\$21,683.34	
April	\$24,809	\$5,475		\$30,284	\$22,550.00	
May	\$29,214	\$7,375		\$36,589	\$22,550.00	
June	\$30,145	\$10,930		\$41,075	\$22,550.00	
July	\$37,817	\$7,510		\$45,327	\$33,516.66	
August	\$37,402	\$6,845		\$44,247	\$33,516.66	
September	\$31,186	\$10,035		\$41,221	\$33,516.68	
October	\$34,223	\$11,095		\$45,318	\$23,916.66	
November	\$30,404	\$7,930		\$38,334	\$23,916.66	
December				\$0	\$23,916.68	
Totals:	\$321,157	\$94,039	\$0	\$415,196	\$305,000	

CANMORE/BANFF REGIONAL TRANSIT REVENUE BREAKDOWN
2013 Actual

Month	Fares (what has been deposited)	Passes	Other	Total	Budget
January	\$17,470	\$4,345		\$21,815	\$13,333.33
February	\$17,693	\$3,902		\$21,595	\$13,333.33
March	\$18,981	\$4,660		\$23,641	\$13,333.33
April	\$19,343	\$4,872		\$24,214	\$13,333.33
May	\$20,513	\$4,852		\$25,365	\$13,333.33
June	\$13,682	\$4,568		\$18,249	\$13,333.33
July	\$23,855	\$3,182		\$27,037	\$13,333.33
August	\$21,927	\$4,538		\$26,465	\$13,333.33
September	\$23,387	\$5,700		\$29,087	\$13,333.33
October	\$26,245	\$5,949		\$32,194	\$13,333.33
November	\$21,645	\$7,131		\$28,776	\$13,333.33
December	\$25,049	\$12,773		\$37,822	\$13,333.33
Totals:	\$249,790	\$66,471	\$0	\$316,260	\$160,000

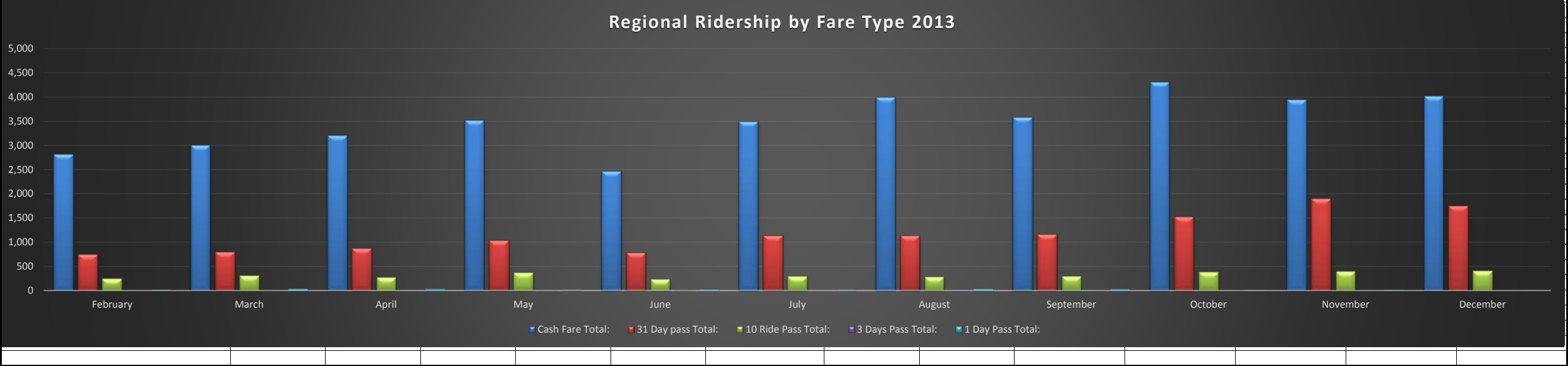
June month-end is 27th due to the we

Aug month-end is 29th due to the we
contains August 30 & 31 revenue.

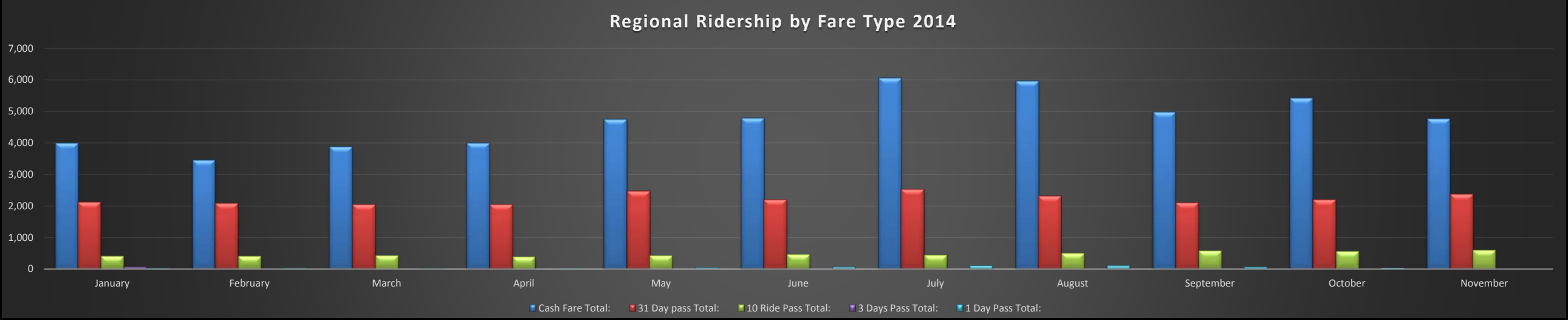
Month end is Nov 28th due to the we

Month end is Dec 30 dut to the holid

	Regional Ridership By Fare Type												
	2013												
Fare Type	January	February	March	April	May	June	July	August	September	October	November	December	Total
Cash Fare													
Adult	2,809	2,701	2,843	3,108	3,307	2,298	3,222	3,762	3,295	4,044	3,743	3,748	38,880
Child	52	48	76	51	100	96	113	109	64	60	37	81	887
Senior	80	66	91	51	111	74	165	124	221	207	172	194	1,556
Cash Fare Total:	2,941	2,815	3,010	3,210	3,518	2,468	3,500	3,995	3,580	4,311	3,952	4,023	41,323
31 Day Pass													
Adult	732	734	788	850	1,018	776	1,075	1,105	1,134	1,489	1,848	1,691	13,240
Child	14	0	0	0	0	0	19	2	24	40	12	10	121
Senior	0	10	15	17	13	11	46	24	2	0	40	46	224
31 Day pass Total:	746	744	803	867	1,031	787	1,140	1,131	1,160	1,529	1,900	1,747	13,585
10 Ride Pass													
Adult	220	236	292	248	349	220	273	254	254	341	349	355	3,391
Child	11	5	8	7	0	1	2	3	9	13	11	9	79
Senior	8	8	6	11	22	12	16	28	30	28	39	39	247
10 Ride Pass Total:	239	249	306	266	371	233	291	285	293	382	399	403	3,717
3 Days Pass													
Adult	19	0	2	0	0	0	1	23	2	4	0	0	51
Child	0	0	0	0	0	6	0	0	0	0	0	0	6
Senior	0	0	0	0	2	0	0	0	0	4	0	0	6
3 Days Pass Total:	19	0	2	0	2	6	1	23	2	8	0	0	63
1 Day Pass													
Adult	7	16	35	28	11	22	14	36	24	11	9	7	220
Child	0	0	0	0	1	0	0	0	0	0	0	0	1
Senior	0	0	0	0	1	1	1	0	1	0	2	2	8
1 Day Pass Total:	7	16	35	28	13	23	15	36	25	11	11	9	229
Total Ridership	3,952	3,824	4,156	4,371	4,935	3,517	4,947	5,470	5,060	6,241	6,262	6,182	58,917
Bycycle	4	0	3	18	184	158	32	162	144	38	5	6	754
Regional Transfer from Banff Local S	5	1	4	0	1	0	1	7	4	6	4	7	40



	Regional Ridership By Fare Type												
	2014												
Fare Type	January	February	March	April	May	June	July	August	September	October	November	December	Total
Cash Fare													
Adult	3,752	3,274	3,666	3,829	4,499	4,456	5,641	5,542	4,549	5,106	4,519		48,833
Child	100	50	53	63	86	123	170	174	108	143	113		1,183
Senior	135	127	160	112	171	217	246	252	328	167	142		2,057
Cash Fare Total:	3,987	3,451	3,879	4,004	4,756	4,796	6,057	5,968	4,985	5,416	4,774	0	52,073
31 Day Pass													
Adult	2,103	2,005	1,995	1,938	2,381	2,140	2,462	2,097	1,964	2,060	2,250		23,395
Child	20	13	11	23	24	17	1	0	38	49	34		230
Senior		70	43	92	62	41	70	227	106	95	93		899
31 Day pass Total:	2,123	2,088	2,049	2,053	2,467	2,198	2,533	2,324	2,108	2,204	2,377	0	24,524
10 Ride Pass													
Adult	345	377	361	365	392	414	369	448	498	476	472		4,517
Child	29	9	45	5	14	23	28	12	20	21	36		242
Senior	36	19	23	17	28	27	45	41	71	41	44		392
LITP										27	54		
10 Ride Pass Total:	410	405	429	387	434	464	442	501	589	565	606	0	5,151
3 Days Pass													
Adult	4	2	0	0	0	12	7	10	0	10	0		45
Child	0	0	0	0	0	0	0	0	0	6	0		6
Senior	60	0	0	0	0	0	0	0	0	0	0		60
3 Days Pass Total:	64	2	0	0	0	12	7	10	0	16	0	0	111
1 Day Pass													
Adult	19	24	10	18	35	65	88	81	51	27	32		450
Child	0	0	4	0	0	0	3	5	0	0	0		12
Senior	0	0	0	0	2	4	16	16	6	1	0		45
1 Day Pass Total:	19	24	14	18	37	69	107	102	57	28	32	0	507
Bicycle	19	14	17	100	304	577	986	896	688	543	137		4281
BVRTSC Staff										75	60		135
Regional Transfer from Banff Local Service	20	4	10	9	20	12	7	24	12	5	5		128
Total Farebox Ridership	6,623	5,974	6,381	6,471	7,714	7,551	9,153	8,929	7,751	8,229	7,789	0	82,366
+3% Industry Correction	0	0	0	0	0	0	0	0	0	0	0		
Total Ridership	6,623	5,974	6,381	6,471	7,714	7,551	9,153	8,929	7,751	8,229	7,789		



[illegible]